

COMPACT PET SINGLE, DOUBLE AND TRIPLE SHIPPING SYSTEMS

OPERATION MANUAL

001-786
001-787
001-739



BIODEX

Biodex Medical Systems, Inc.

20 Ramsay Road, Shirley, New York, 11967-4704

Tel: 800-224-6339 (Int'l 631-924-9000),

Fax: 631-924-9241 Email: info@biodex.com, www.biodex.com

This manual contains operation procedures for the following:

001-786	Shipping System, PET, Single
001-787	Shipping System, PET, Double
001-739	Shipping System, PET, Triple

INTRODUCTION

The Biodex PET Compact Single, Double, and Triple Syringe Shipping Systems are designed for use with 3 cc and 5 cc syringes with needles or caps. The Single System accommodates doses up to 500 mCi of F-18. The Double Syringe System accommodates doses up to 235mCi and 160mCi of F-18. The Triple System accommodates up to 235mCi in one pig, 160mCi in the second pig, and 140mCi in the third pig.

All three rugged cases are lightweight and compact. Place a Unit Dose Pig with a 3 cc or 5 cc syringe inside the case and it fits securely into position. Because the pig is tightly held by the hex base in the case, technologist can easily twist off the pig top and remove the syringe without lifting the pig from the container. This increases technologist safety by reducing hand exposure (the pigs can also be removed from the case and opened behind an L-Block Shield). A twist-clasp top ensures the transport case remains securely closed until ready for use. Fold-down handles allow for easy lifting and stacking on the Biodex Transport Cart.

DIRECTIONS FOR USE

(See Figures 1, 2, 3, and 4.)

1. Place the plastic-encapsulated lead pig into the shipping case and twist the Unit Dose Pig in either direction until it fits securely in the hexagonal cutout in the bottom of the case, or use the optional hexagonal adapter (042-433-W-150) that can be mounted to a tabletop shield.
2. With the Unit Dose Pig secure, twist the top counterclockwise to unscrew the top. The top opens and closes with a single twist.
3. Insert the absorbent material. To insert, roll (do not crease) the absorbent material and slide it down into the pig liner. The capped syringe goes into the center of the rolled absorbent material.

NOTE: *Biodex PET Shipping Systems meet DOT and IATA shipping regulations. If you choose to utilize absorbent material for added precaution, see Figure 4.*

4. Place the syringe with PET isotope inside the Unit Dose Pig.
5. Carefully replace the pig top, twisting it clockwise to tighten. Make sure you do not hit the syringe plunger while putting on the top. You must hand-tighten to seal. The o-ring gasket must be present as part of the seal.
6. If the syringe is loaded into the pig outside the case, secure the top to the bottom of the pig then place the pig into the case and turn to align with hexagonal cutout in the bottom. Rotate pig clockwise to confirm that top and bottom are tightly closed.

NOTE: *If using the Double Syringe System, place the larger dose in the side molded for the larger dose. The lead shielding is greater around that pig. The Triple Syringe System has uniform shielding but we recommend placing the largest dose towards the front of the case.*

7. Close the shipping container. To lock, place each of the two hasps onto its respective bracket and turn the twist cam until tight.
8. You must use a wire seal, or zip tie, through the hasp and stand-off to secure the container. If you receive the container with the seal broken, you will know that it has been opened or tampered with.
9. If you have a PET transport cart, you can secure the shipping container to the cart for transport in a facility. Place the container so that the hasps face the side of the cart. This will allow the container to be opened without removing it from the cart, if desired. Place the bungee cord over the plastic container and secure. The Velcro Hook and Loop Fastener® can now be strapped around the container. You can stack more than one container on the cart by adjusting the straps to fit the number of containers.

Compact PET Shipping Systems



Figure 1. Single Shipping System (#001-786)



Figure 2. Double Shipping System (#001-787)



Figure 3. Triple Shipping System (#001-739)

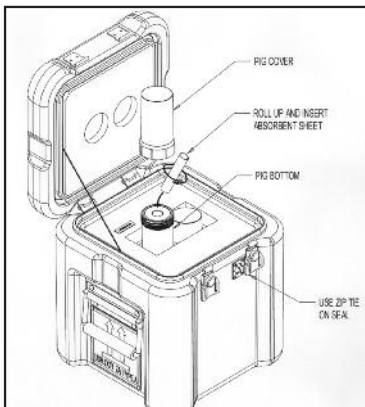


Figure 4. The absorbent sheet may be placed inside the pig as shown above.

CLEANING INSTRUCTIONS

As needed, cleanse the pig(s) and container with a bleach solution. Rinse and dry each insert and container before storing. The pigs are compatible with automatic washing equipment.

SPECIFICATIONS

001-786 Compact PET Shipping System for One Unit Dose Pig



001-785 Unit Dose Pig

Dimensions: 10.2" h x 2.4" dia (26 x 6 cm)

Lead Shielding:

Body: .5" thick (1.3 cm)

Ends: 1.2" thick, bottom; 1.44" thick, top (3 cm and 3.6 cm)

Weight: 8.7 lb (4 kg)

001-786 Shipping System, PET, Single (See Figure 1)

Dimensions:

Container: 11.75" l x 11.75" w x 12.5" h (29.8 x 29.8 x 31.8 cm)

Cubic Feet: ~1 cu ft (.03 cu meters)

Weight (Combined): 38.3 lb (17.5 kg)



Regulations:

- Meets DOT II Type A packaging requirements when shipping up to 500 mCi (18.5 GBq) of FDG F-18



- Meets IATA Dangerous Goods Regulations, 51st Edition Sections 5.0.4.3, 10.5, and 10.6.1 thru 10.6.3.5

Compliance reports for radioactive materials packaging are available by request or visit our website: www.biodex.com.

Related:

001-284 Pig Rack, PET


001-730 Cart, Transport, PET Shipping System

Replacement:

001-771 Sheets, Absorbent, 100/pkg

001-726 Tags, Wire Security, 25/pkg

001-787 Compact PET Shipping System for Two Unit Dose Pigs



001-785 Unit Dose Pig

Dimensions: 10.2" h x 2.4" dia (26 x 6 cm)

Lead Shielding:

Body: .5" thick (1.3 cm)

Ends: 1.2" thick, bottom; 1.44" thick, top (3 cm and 3.6 cm)

Weight: 8.7 lb (4 kg)

001-787 PET Shipping System, Double (See Figure 2)

Dimensions:

Container: 11.75" l x 11.75" w
x 12.5" h (29.8 x 29.8 x 31.8 cm)

Cubic Feet: ~1 cu ft (.03 cu meters)

Weight (Combined): 55.2 lb (25.2 kg)



Regulations:

- Meets DOT II Type A packaging requirements when shipping up to 160 (5.92 GBq) and 235 mCi (8.70 GBq) of FDG F-18



- Meets IATA Dangerous Goods Regulations, 51th Edition Sections 5.0.4.3, 10.5, and 10.6.1 thru 10.6.3.5

Compliance reports for radioactive materials packaging are available by request or visit our website: www.biotech.com.

Related:

001-284 Pig Rack, PET


001-730 Cart, Transport, PET Shipping System

Replacement:

001-771 Sheets, Absorbent, 100/pkg

001-726 Tags, Wire Security, 25/pkg

001-739 Compact PET Shipping System for three Unit Dose Pigs



001-785 Unit Dose Pig

Dimensions: 10.2" h x 2.4" dia (26 x 6 cm)

Lead Shielding:

Body: .5" thick (1.3 cm)

Ends: 1.2" thick, bottom; 1.44" thick, top
(3 cm and 3.6 cm)

Weight: 8.7 lb (4 kg)

001-739 Shipping System, PET, Triple (See Figure 3)

Dimensions:

Container: 11.75" l x 11.75" w x 12.5" h
(29.8 x 29.8 x 31.8 cm)

Cubic Feet: ~1 cu ft (.03 cu meters)

Weight (Combined): 95 lb (43.1 kg)



Regulations:

- Meets DOT II Type A packaging requirements when shipping up to 235 (8.70 GBq), 160 (5.92 GBq) and 140 mCi (5.18 GBq) of FDG F-18



- Meets IATA Dangerous Goods Regulations, 51th Edition Sections 5.0.4.3, 10.5, and 10.6.1 thru 10.6.3.5

Compliance reports for radioactive materials packaging are available by request or visit our website: www.biodex.com.

Related:

001-284 Pig Rack, PET

001-730 Cart, Transport, PET Shipping System

Replacement:

001-771 Sheets, Absorbent, 100/pkg

001-726 Tags, Wire Security, 25/pkg

Authorized European Community Representative:

PROTHIA

26, rue serpollet

75020 Paris, France

(011)33.1.40.31.60.20



Certified Quality Management System

BIODEX

Biodex Medical Systems, Inc.

20 Ramsay Road, Shirley, New York, 11967-4704

Tel: 800-224-6339 (Int'l 631-924-9000),

Fax: 631-924-9241 Email: info@biodex.com, www.biodex.com